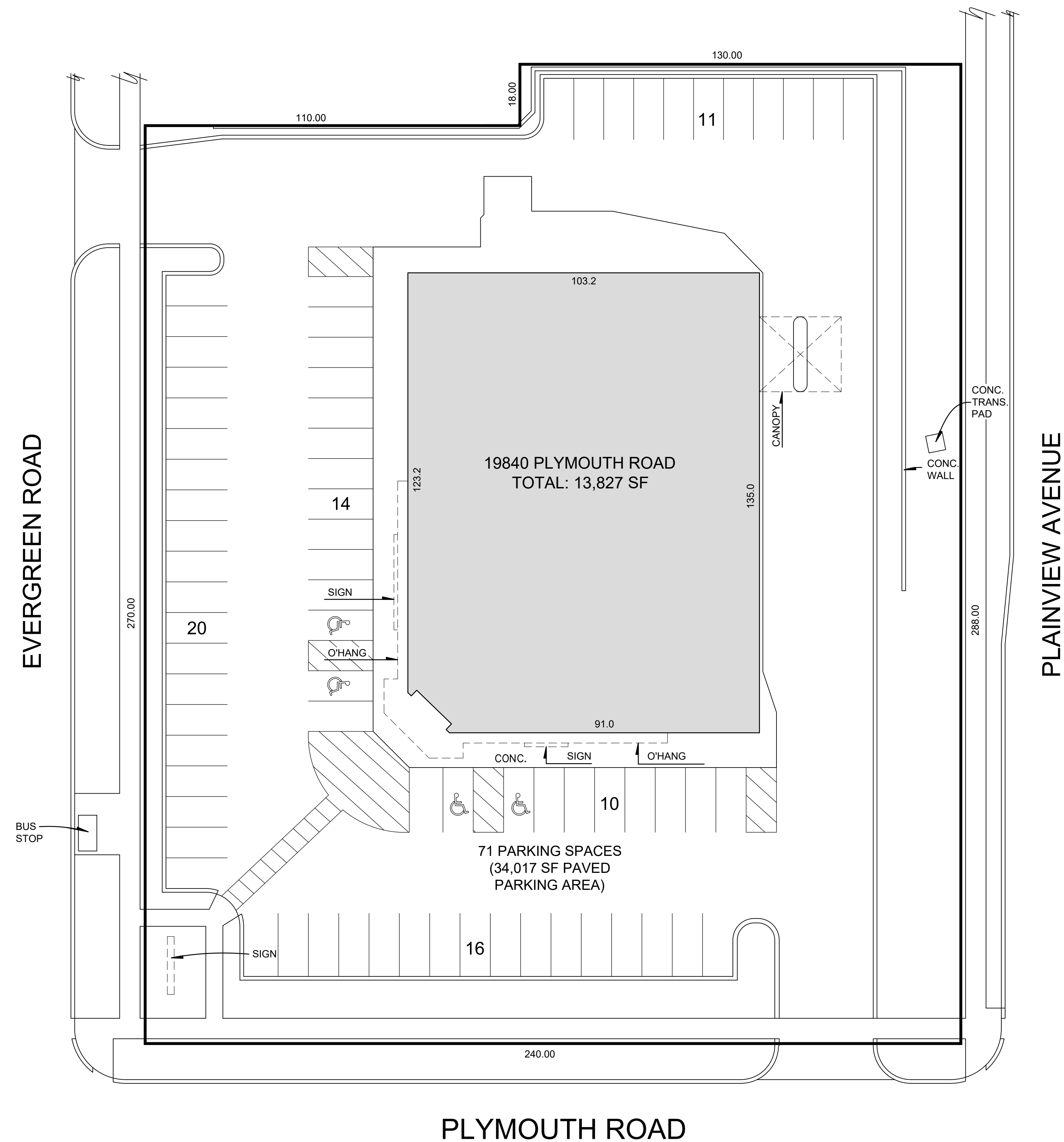


# FAMILY DOLLAR PLYMOUTH ROAD

19840 PLYMOUTH ROAD



**NOTES:**

1. TENANT SPACE AREA CALCULATIONS WHERE EXISTING DEMISING WALLS ARE PRESENT: DETERMINED BY MEASUREMENT TO THE CENTER OF DEMISING WALLS/PARTITIONS AND TO THE EXTERIOR FACE OF EXTERIOR WALLS.
2. INTERIOR TENANT SPACE WIDTH AND DEPTH DIMENSIONS ARE APPROXIMATE AS SHOWN. FOR EXACT WIDTH AND DEPTH DIMENSIONS, EACH TENANT SPACE SHOULD BE MEASURED BY A QUALIFIED PROFESSIONAL.
3. THE ORIENTATION OF THE INDICATED NORTH ARROW MAY NOT BE 'TRUE NORTH', BUT IS SUBSTANTIALLY NORTH. AS SUCH, IT IS 'CALLED NORTH' AND IS NOT INTENDED FOR NAVIGATIONAL USAGE.

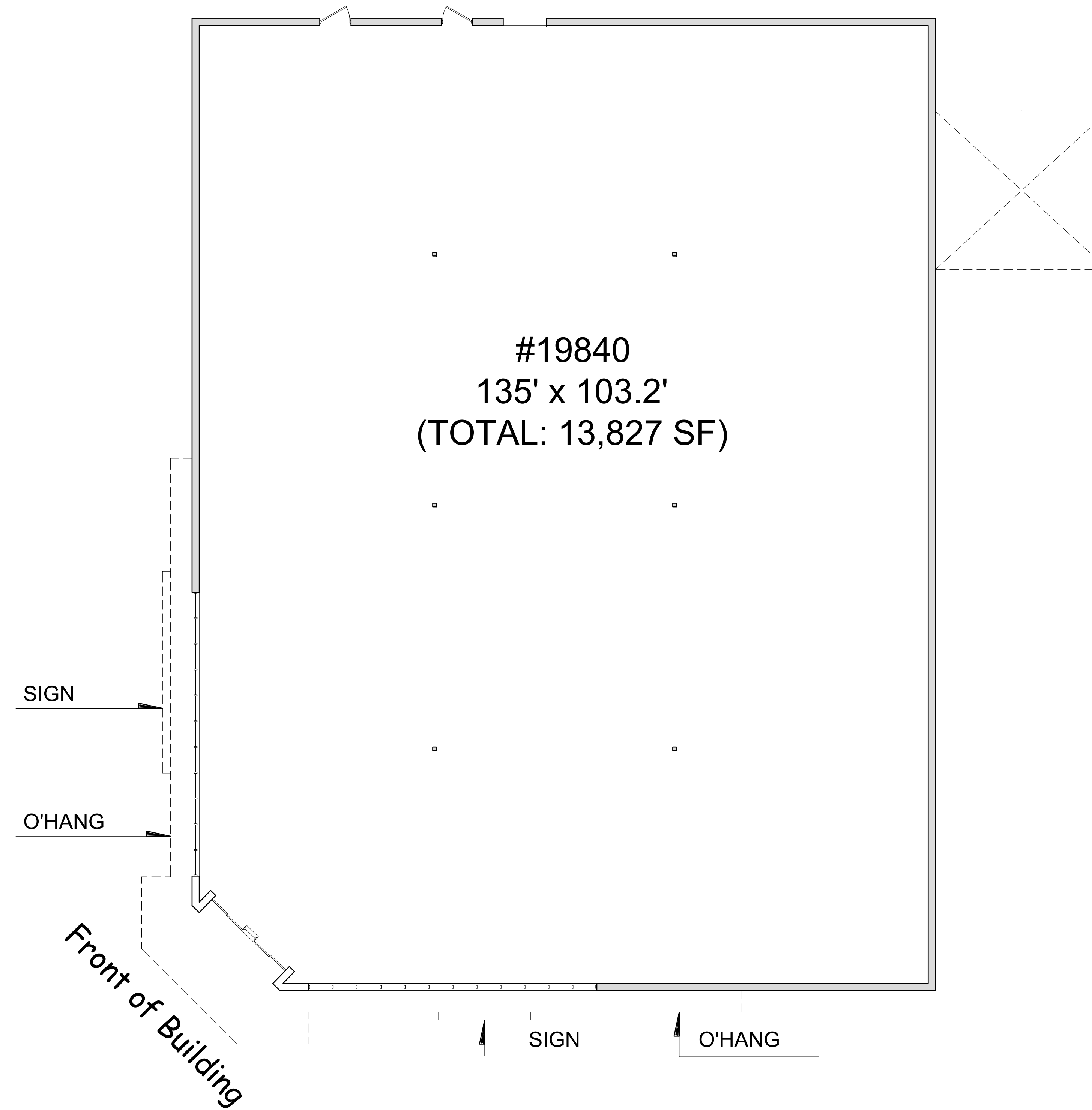


**JMC MANAGEMENT** LLC  
A FULL SERVICE BROKERAGE AND MANAGEMENT FIRM

**NORTH** ↑  
**SITE PLAN**  
NOT TO SCALE

# FAMILY DOLLAR PLYMOUTH ROAD

19840 PLYMOUTH ROAD




#### NOTES:

1. TENANT SPACE AREA CALCULATIONS WHERE EXISTING DEMISING WALLS ARE PRESENT: DETERMINED BY MEASUREMENT TO THE CENTER OF DEMISING WALLS/PARTITIONS AND TO THE EXTERIOR FACE OF EXTERIOR WALLS.
2. INTERIOR TENANT SPACE WIDTH AND DEPTH DIMENSIONS ARE APPROXIMATE AS SHOWN. FOR EXACT WIDTH AND DEPTH DIMENSIONS, EACH TENANT SPACE SHOULD BE MEASURED BY A QUALIFIED PROFESSIONAL.
3. THE ORIENTATION OF THE INDICATED NORTH ARROW MAY NOT BE 'TRUE NORTH', BUT IS SUBSTANTIALLY NORTH. AS SUCH, IT IS 'CALLED NORTH' AND IS NOT INTENDED FOR NAVIGATIONAL USAGE.
4. UNIT SIZES & AREA ARE APPROXIMATE.



**JMC MANAGEMENT** LLC  
A FULL SERVICE BROKERAGE AND MANAGEMENT FIRM



**FIRST FLOOR PLAN**

NOT TO SCALE